THIS DRAWING IS UNPUBLISHED. RELEASED FOR PUBLICATION 2005
© COPYRIGHT 2005 BY TYCO ELECTRONICS CORPORATION. ALL RIGHTS RESERVED.

LOC	DIST
A1	–

REVISIONS

P	LTR	DESCRIPTION	DATE	DWN	APVD
	A	EGA0-0388-05	22DEC2004	GP	KR
	A1	ECR-05-001426	06APR2005	GP	GM



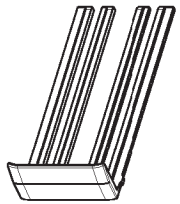

1:1

NOTES:
Bemerkungen:

1 DELIVERED CONDITION: LOOSE PIECES
Anlieferungszustand: Teile lose beigestellt

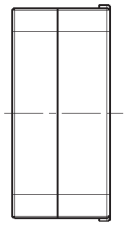

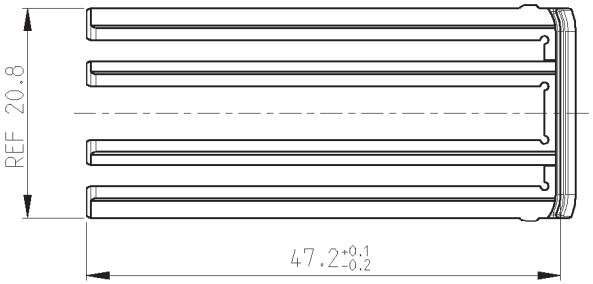

MATED WITH verwendet mit	1452926			
1x	PA66-GF25	36 POS. 2-NDARY LOCK -	RED -	1
0-1452996-1	MATERIAL	DESCRIPTION	COLOUR	ITEM NO
1.30	WEIGHT OF PART NO [g]			
QTY REQD PER ASSY	PARTS LIST			

THIS DRAWING IS A CONTROLLED DOCUMENT FOR TYCO ELECTRONICS CORPORATION. IT IS SUBJECT TO CHANGE AND THE CONTROLLING ENGINEERING ORGANIZATION SHOULD BE CONTACTED FOR THE LATEST REVISION.

DIMENSIONS: mm

TOLERANCES UNLESS OTHERWISE SPECIFIED:
0 PLC ±
1 PLC ±
2 PLC ±
3 PLC ±
4 PLC ±
ANGLES ±1°

MATERIAL –
FINISH –

DWN G.PUCKEL 20DEC2004
CHK K.ROTH 20DEC2004
APVD G.MUMPER 20DEC2004
PRODUCT SPEC –
APPLICATION SPEC –
WEIGHT –

tyco Electronics
tyco Electronics AMP GmbH
D - 64625 Bensheim

NAME 36 POS. 2-NDARY LOCK
–
–

SIZE	CAGE CODE	DRAWING NO	RESTRICTED TO
A3	00779	C-1452996	–

CUSTOMER DRAWING

SCALE	SHEET	OF	REV
2:1	1	1	A1

AMP 1470-19 REV 31MAR2000

Pro/ENGINEER DRAWING