

Description

- The IQXT-260-10 employs an analogue ASIC for the oscillator and a high-order temperature compensation circuit in a 2.5 x 2.0mm size package.
- Model: IQXT-260-10
- Model Issue number: 1

Frequency Parameters

- Frequency: 26.0MHz
- Frequency Tolerance: $\pm 1.00\text{ppm}$
- Tolerance Condition: @ 25°C $\pm 2^\circ\text{C}$
- Frequency Stability: $\pm 0.50\text{ppm}$
- Operating Temperature Range: -40.00 to 85.00°C
- Ageing: $\pm 1\text{ppm}$ max over 1yr @ 25°C
- Frequency Stability: TA varied over operating temperature range, measurement referenced to frequency observed with $F_{ref} = (F_{max} + F_{min})/2$, $V_s = 1.8\text{V}$ and load = 10k Ω //10pF.
- Frequency Slope (minimum of one frequency reading every 2°C over the operating temperature range): 0.1ppm/°C max
- Static Temperature Hysteresis (frequency change after reciprocal temperature ramped over the operating range - frequency measured before and after @ 25°C): 0.6ppm max
- Frequency Drift on Power Up:
 - Drift Period 0.03 to 1.0 second: 500ppb/s max
 - Drift Period 1.0 to 2.0 seconds: 40ppb/s max
 - Drift Period 2.0 to 3.0 seconds: 2.5ppb/s max
- Supply Voltage Variation ($\pm 5\%$ change @ 25°C): $\pm 0.1\text{ppm}$ max
- Load Variation ($\pm 10\%$ change @ 25°C): $\pm 0.2\text{ppm}$ max
- Reflow Variation (after two consecutive reflows as per profile shown and 1hr recovery @ 25°C): $\pm 1\text{ppm}$ max
- Note: Parts should be shielded from drafts causing unexpected thermal gradients. Temperature changes due to ambient air currents can lead to short term frequency drift.

Electrical Parameters


- Supply Voltage: 1.8V $\pm 5\%$
- Current Draw: 1.50mA
- Supply Current (@ TA=25°C, Vs max and load=10k Ω //10pF): 1.5mA max

Output Details

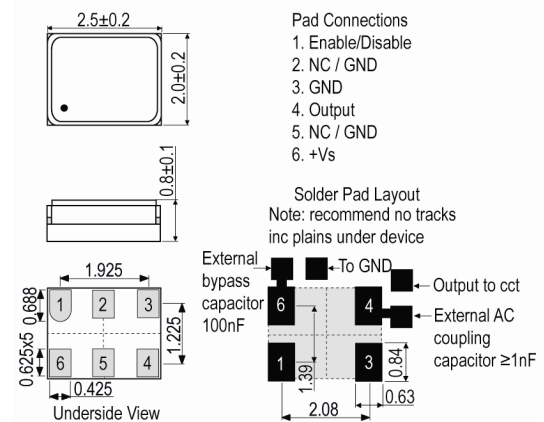
- Output Compatibility: Clipped Sine
- Drive Capability: 10k Ω //10pF $\pm 10\%$
- Output Voltage Level (@ TA=25°C, Vs min and load=10k Ω //10pF): 0.8V pk-pk min
- Start Up Time (amplitude within 90% of specified output level): 0.5ms max
- Start Up Time (frequency within $\pm 0.5\text{ppm}$ of steady state frequency): 1.5ms max
- Output: DC coupled
- Note: AC-coupled output requires an external capacitor, $\geq 1\text{nF}$ recommended.

Output Control

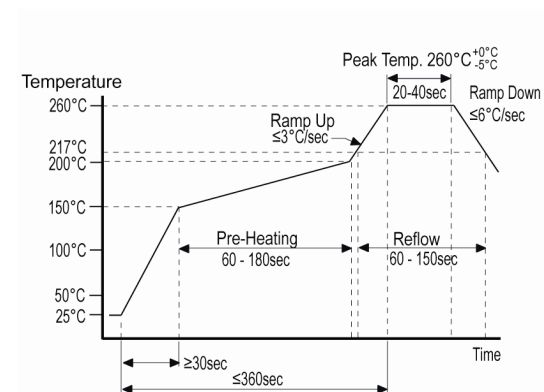
- Power Down Mode:
 - Logic '0' (10%Vs max) to pad 1 disables oscillator output.
 - Logic '1' (90%Vs min) to pad 1 enables oscillator output.



Outline (mm)



Pb-Free Reflow



Sales Office Contact Details:

UK: +44 (0)1460 270200
Germany: 0800 1808 443

France: 0800 901 383
USA: +1.760.318.2824

Email: info@iqdfrequencyproducts.com
Web: www.iqdfrequencyproducts.com

Noise Parameters

- Phase Noise @ 25°C (typ):
 - 64dBc/Hz @ 1Hz
 - 92dBc/Hz @ 10Hz
 - 115dBc/Hz @ 100Hz
 - 135dBc/Hz @ 1kHz
 - 149dBc/Hz @ 10kHz

Environmental Parameters

- Storage Temperature Range: -40 to 85°C
- Shock: JESD22-B104-C: Half sine wave acceleration of 1500G peak amplitude for 0.5ms duration, 5 times in 3 mutually perpendicular planes.
- Vibration: JESD22-B103-B: 20G peak acceleration for 4mins, 4 cycles in each of the 3 orientations, tested from 20-2000Hz.
- Moisture Resistance: MIL-STD-202 M106g: 1000hrs @ 85°C, 85% RH, biased.
- Thermal Cycling: JESD22 Method JA-104C: 1000 temperature cycles, where each cycle consists of a 25mins soak time @ -40°C followed by a 25mins soak time @ 85°C, with a 60secs maximum transition time between temperatures, air to air transition.
- Note: Frequency shift ≤ 1 ppm after environmental conditions.

Manufacturing Details

- Maximum Process Temperature: 260°C (40secs max)

Compliance

- RoHS Status (2011/65/EU) Compliant
- REACH Status Compliant
- MSL Rating (JDEC-STD-033): Not Applicable

Packaging Details

- Pack Style: **Cutt** In tape, cut from a reel
Pack Size: 100
- Alternative packing option available*

Sales Office Contact Details:

UK: +44 (0)1460 270200
Germany: 0800 1808 443

France: 0800 901 383
USA: +1.760.318.2824

Email: info@iqdfrequencyproducts.com
Web: www.iqdfrequencyproducts.com