

PAGE 1/2

ISSUE 11-04-17

SERIE : SPnT

PART NUMBER : R573703600

## RF CHARACTERISTICS

Number of ways : 6  
Frequency range : 0 - 26.5 GHz  
Impedance : 50 Ohms

Frequency (GHz)	DC - 6	6 - 12.4	12.4 - 18	18 - 26.5
VSWR max	1.30	1.40	1.50	1.70
Insertion loss max	0.20 dB	0.40 dB	0.50 dB	0.70 dB
Isolation min	70 dB	60 dB	60 dB	55 dB
Average power (*)	40 W	30 W	25 W	15 W

## ELECTRICAL CHARACTERISTICS

Actuator : NORMALLY OPEN  
Nominal current \*\* : 102 mA  
Actuator voltage (Vcc) : 28V (24 to 30V) / NEGATIVE COMMON  
Terminals : solder pins (250°C max. / 30 sec.)

## MECHANICAL CHARACTERISTICS

Connectors : SMA 2.9 female per MIL-C 39012  
Life : 2 million cycles per position  
Switching Time\*\*\* : < 15 ms  
Construction : Splashproof  
Weight : < 180 g

## ENVIRONMENTAL CHARACTERISTICS

Operating temperature range : -40°C to +85°C  
Storage temperature range : -55°C to +85°C

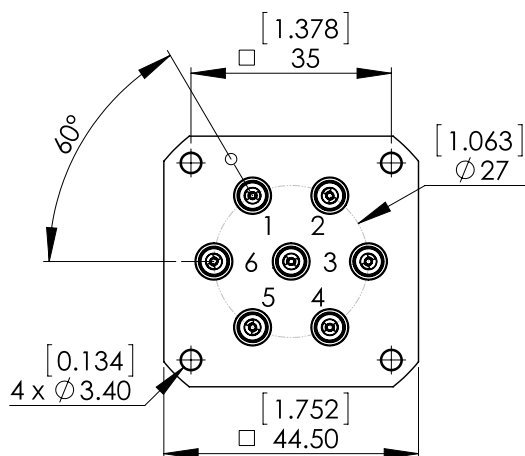
(\* Average power at 25°C per RF Path)

(\*\* At 25° C ±10%)

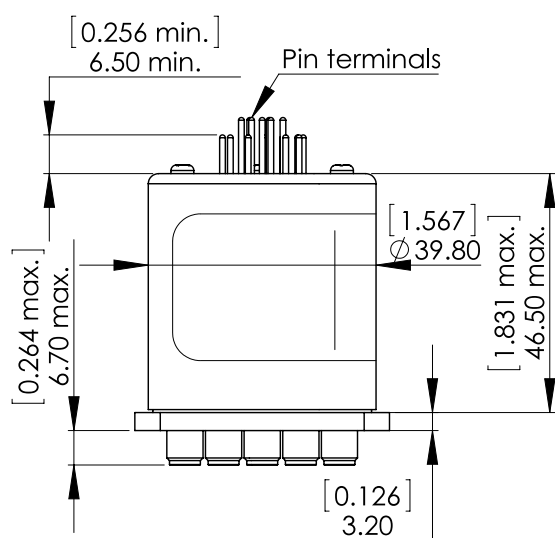
(\*\*\* Nominal voltage ; 25° C)



DRAWING

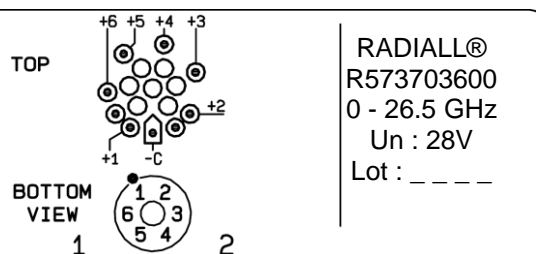


Voltage	RF Continuity
-C +1	IN ↔ 1
-C +2	IN ↔ 2
-C +3	IN ↔ 3
-C +4	IN ↔ 4
-C +5	IN ↔ 5
-C +6	IN ↔ 6



General tolerances :  $\pm 0,5$  mm [0,02 in]

**LABEL**



SCHEMATIC DIAGRAM

