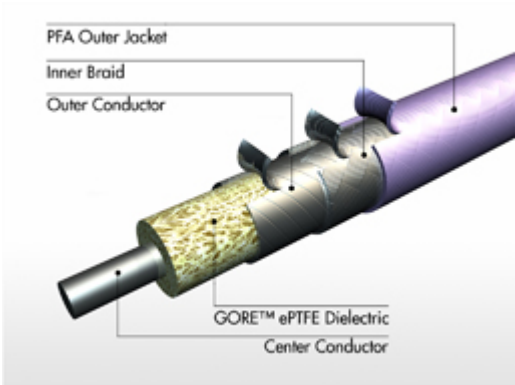


Assembly #GD0BQ0BQ0480

GORE™ Microwave Assemblies provide superior insertion loss, phase stability, and shielding effectiveness. These assemblies offer proven solutions for your low loss, high density, wide bandwidth or high power applications. Gore offers a variety of standard cable and connector options to satisfy the needs of most RF applications from DC to 67 GHz. Applications using these high performance interconnects vary from general purpose lab to military installations on airborne, naval, and land platform

Maximum Operating Frequency GHz	18
Length in	48
Impedance Ohms	50
Center Conductor	Solid
Dielectric Constant (nominal)	1.4
Velocity of Propagation	0.85
Temperature °C	-55 to 125
Nominal Outer Diameter in. (mm)	0.160 (4)
Minimum Bend Radius (multiple bends) in. (mm)	1 (25.4)
Nominal Weight g/ft (g/m)	11 (36)
Crush Resistance lb/linear in.	50
Typical Insertion Loss dB at 18 GHz	-2.17
Guaranteed Insertion Loss dB at 18 GHz	-2.41
Guaranteed VSWR at 18 GHz	1.35:1
Guaranteed Return Loss dB at 18 GHz	-16.53



Features


- Optimized electrical performance
- Flexible
- High-frequency options (up to 67 GHz)

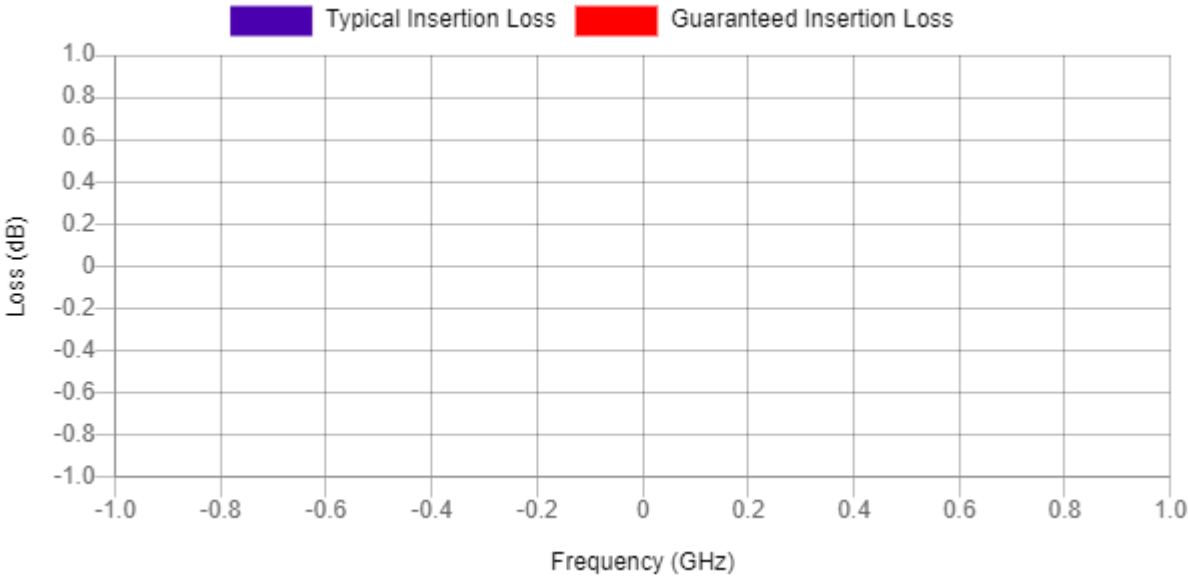
Benefits

- Increased signal fidelity
- Easy to route/install
- Broad bandwidth capability

Other Requirements

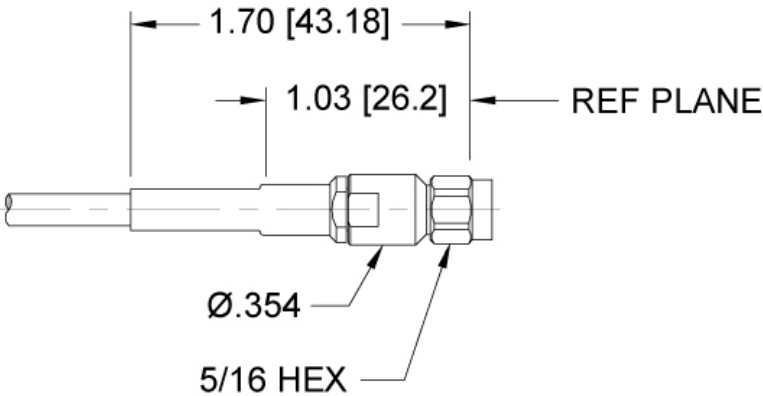
- Quantity: 1
- Sealing Requirement: Not Applicable
- Thermal vacuum application? No
- Requires phase or time matched assemblies? No
- Requires lead-free solder? No

 Loading insertion loss...



CONNECTOR A

Type: Straight, Family: 2.92 mm / K, Sex: Pin (Plug)



CONNECTOR B

Type: Straight, Family: 2.92 mm / K, Sex: Pin (Plug)

