THIS DRAWING IS UNPUBLISHED. RELEASED FOR PUBLICATION -.- .
© COPYRIGHT - BY TYCO ELECTRONICS CORPORATION. ALL RIGHTS RESERVED.

LOC	DIST
AD	00

REVISIONS

P	LTR	DESCRIPTION	DATE	DWN	APVD
	N	EC 0G3C 0169 05	21APR05	BSV	JLG

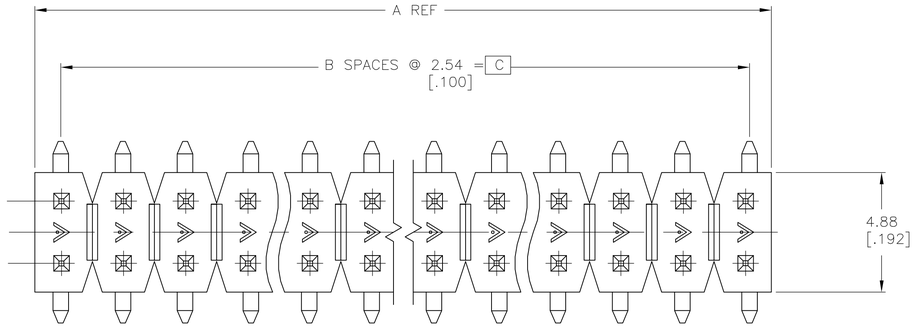

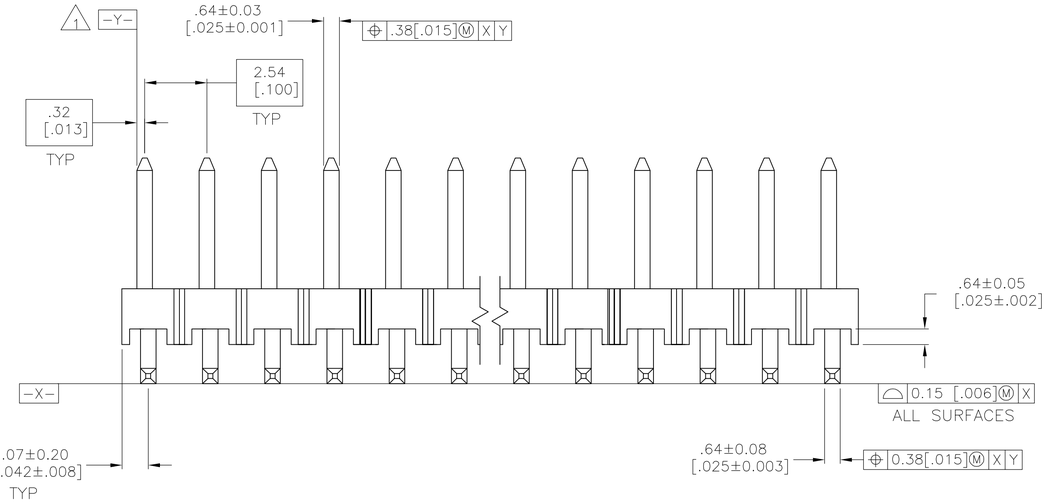

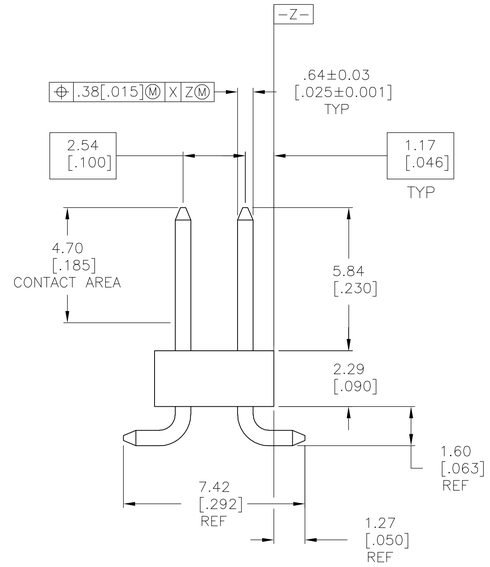

RECOMMENDED PCB LAYOUT

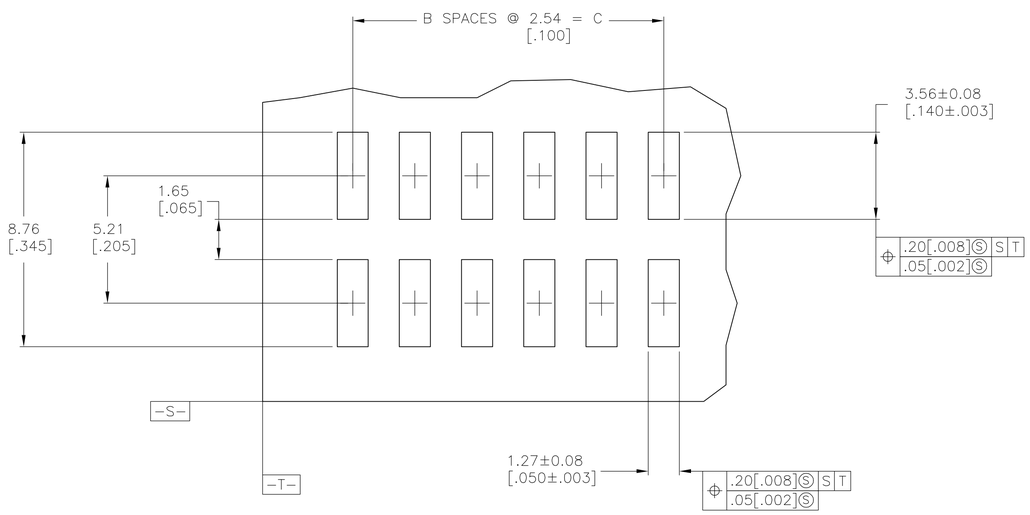

RECOMMENDED PCB LAYOUT
FOR USE WITH .008 THICK STENCIL

1. THE NOTED DIMENSIONS APPLY AT THE INTERSECTION OF THE POST AND THE HOUSING.
2. THE NOTED DIMENSION APPLIES FROM THE BASIC DIMENSION (NOT THE POST CENTERLINE) TO THE SURFACE INDICATED.
3. 0.00254[.000100]–0.00508[.000200] MATTE TIN–LEAD OVER 0.00127[.000050] NICKEL ENTIRE POST.
4. HOUSING: LCP, COLOR–BLACK. POSTS: PHOSPHOR BRONZE.
5. 0.00254[.000100]–0.00508[.000200] MATTE TIN OVER 0.00127[.000050] NICKEL ENTIRE POST.
6. PRELIMINARY PART – NOT RELEASED FOR PRODUCTION.

5	33.02 [1.300]	13	35.15 [1.384]	28	6–146134–3
5	30.48 [1.200]	12	32.61 [1.284]	26	6–146134–2
5	27.94 [1.100]	11	30.07 [1.184]	24	6–146134–1
5	25.40 [1.000]	10	27.53 [1.084]	22	6–146134–0
5	22.86 [.900]	9	24.99 [.984]	20	5–146134–9
5	20.32 [.800]	8	22.45 [.884]	18	5–146134–8
5	15.24 [.600]	6	17.37 [.684]	14	5–146134–6
5	12.70 [.500]	5	14.83 [.584]	12	5–146134–5
5	7.62 [.300]	3	9.75 [.384]	8	5–146134–3
5	5.08 [.200]	2	7.21 [.284]	6	5–146134–2
5	2.54 [.100]	1	4.67 [.184]	4	5–146134–1
5	35.56 [1.400]	14	37.69 [1.484]	30	2–146134–1
5	17.78 [.700]	7	19.91 [.784]	16	1–146134–9
6 5	15.24 [.600]	6	17.37 [.684]	14	1–146134–8
5	10.16 [.400]	4	12.29 [.484]	10	1–146134–7
5	5.08 [.200]	2	7.21 [.284]	6	1–146134–6
3	35.56 [1.400]	14	37.69 [1.484]	30	1–146134–4
3	33.02 [1.300]	13	35.15 [1.384]	28	1–146134–3
3	30.48 [1.200]	12	32.61 [1.284]	26	1–146134–2
3	27.94 [1.100]	11	30.07 [1.184]	24	1–146134–1
3	25.40 [1.000]	10	27.53 [1.084]	22	1–146134–0
3	22.86 [.900]	9	24.99 [.984]	20	146134–9
3	20.32 [.800]	8	22.45 [.884]	18	146134–8
3	17.78 [.700]	7	19.91 [.784]	16	146134–7
3	15.24 [.600]	6	17.37 [.684]	14	146134–6
3	12.70 [.500]	5	14.83 [.584]	12	146134–5
3	10.16 [.400]	4	12.29 [.484]	10	146134–4
3	7.62 [.300]	3	9.75 [.384]	8	146134–3
3	5.08 [.200]	2	7.21 [.284]	6	146134–2
3	2.54 [.100]	1	4.67 [.184]	4	146134–1
PLATING	C	B	A	NO OF POSN	PART NUMBER

THIS DRAWING IS A CONTROLLED DOCUMENT.

DIMENSIONS: mm [INCHES]

TOLERANCES UNLESS OTHERWISE SPECIFIED:
0 PLC ± –
1 PLC ± –
2 PLC ± 0.13[.005]
3 PLC ± –
4 PLC ± –
ANGLES ± –

MATERIAL 4

FINISH SEE TABLE

DWN J KNAUB 30SEP94
CHK G DUBNICZKI 30SEP94
APVD G DUBNICZKI 30SEP94

PRODUCT SPEC —
APPLICATION SPEC —
WEIGHT —

tyco Electronics
Tyco Electronics Corporation
Harrisburg, Pa 17105–3608

NAME
SURFACE MOUNT HEADER ASSEMBLY, MOD II, BREAKAWAY, VERTICAL, DOUBLE ROW, .100 X.100 CL, .025 SQ. POST

SIZE	CAGE CODE	DRAWING NO	RESTRICTED TO
A1	00779	C-146134	—

CUSTOMER DRAWING | SCALE 8:1 | SHEET 1 OF 1 | REV N