THIS DRAWING IS UNPUBLISHED. RELEASED FOR PUBLICATION -.- .
© COPYRIGHT - BY TYCO ELECTRONICS CORPORATION. ALL INTERNATIONAL RIGHTS RESERVED.

LOC	DIST
GP	00

REVISIONS

P	LTR	DESCRIPTION	DATE	DWN	APVD
	D	REVISED PER ECO-08-027462	13NOV08	JDP	CWR

1. 20 POSITION CONNECTOR ASSEMBLY SHOWN.
2. MOLDED PARTS: THERMOPLASTIC, UL94V-0 RATED, COLOR BLUE. CONTACTS: BERYLLIUM COPPER.
3. CONTACTS: 0.00076[.000030] MIN GOLD ON MATING AREA, 0.00254-0.00508[.000100-.000200] TIN OR GOLD FLASH ON TERMINATION END, ALL OVER 0.00127[.000050] MIN NICKEL ON ENTIRE CONTACT.
4. POLARIZER FEATURE DOES NOT EXIST ON POSITION #1 END FOR 14 POSITION ASSEMBLIES AND SMALLER.
5. POLARIZER FEATURE DOES NOT EXIST ON THIS END FOR 4 & 6 POSITION ASSEMBLIES.
6. FOR TERMINATION OF 26 OR 28 AWG STRANDED OR SOLID PVC INSULATED FLAT RIBBON CABLE. SEE TYCO ELECTRONICS DRAWINGS 57034 (26 AWG) OR 57040 (28 AWG) FOR DETAILS.
7. STRAIN RELIEF PACKAGED SEPARATELY AND SHIPPED WITH ASSEMBLY.

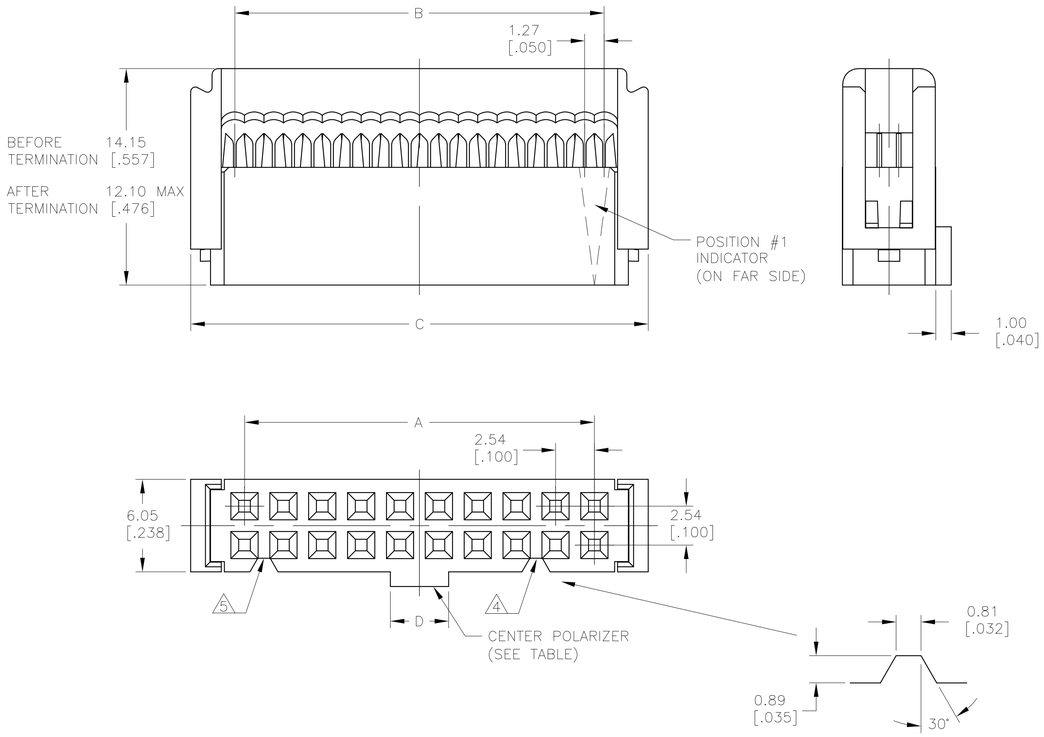

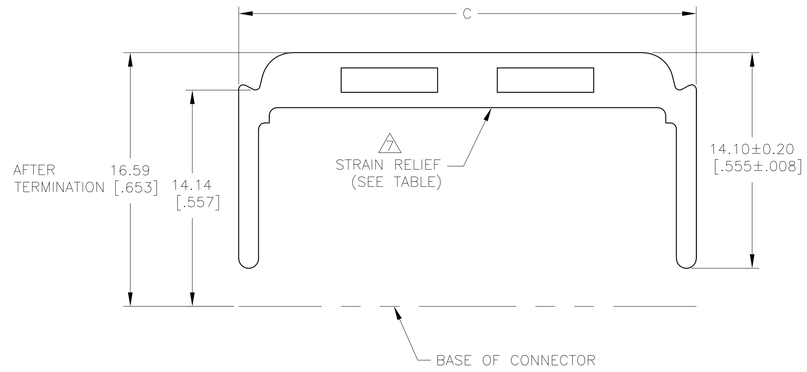

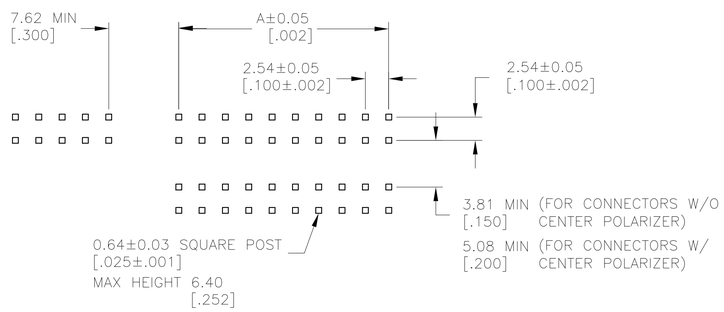

POST LAYOUT

	STRAIN RELIEF	CENTER POLARIZER	D	C	B	A	NUMBER OF POSITIONS	T&B PART NUMBER (REFERENCE)	TE PART NUMBER
	YES	YES	3.80[.150]	85.78[3.377]	80.01[3.150]	78.74[3.100]	64	622-6441LF	3-1658527-2
	NO	YES	3.80[.150]	85.78[3.377]	80.01[3.150]	78.74[3.100]	64	622-6430LF	3-1658527-1
OBSOLETE	YES	YES	3.80[.150]	80.70[3.177]	74.93[2.950]	73.66[2.900]	60	622-6041LF	3-1658527-0
OBSOLETE	NO	YES	3.80[.150]	80.70[3.177]	74.93[2.950]	73.66[2.900]	60	622-6030LF	2-1658527-9
OBSOLETE	NO	YES	3.80[.150]	75.62[2.977]	69.85[2.750]	68.58[2.700]	56	622-5630LF	1-1658527-8
	YES	YES	3.80[.150]	68.00[2.677]	62.23[2.450]	60.95[2.400]	50	622-5041LF	1-1658527-5
	NO	YES	3.80[.150]	68.00[2.677]	62.23[2.450]	60.95[2.400]	50	622-5030LF	1-1658527-4
OBSOLETE	NO	NO	–	60.38[2.377]	54.61[2.150]	53.34[2.100]	44	622-4400LF	1-1658527-7
	YES	YES	3.80[.150]	55.30[2.177]	49.53[1.950]	48.26[1.900]	40	622-4041LF	1-1658527-3
	NO	YES	3.80[.150]	55.30[2.177]	49.53[1.950]	48.26[1.900]	40	622-4030LF	1-1658527-2
	YES	YES	3.80[.150]	47.68[1.877]	41.91[1.650]	40.64[1.600]	34	622-3441LF	2-1658527-8
	NO	YES	3.80[.150]	47.68[1.877]	41.91[1.650]	40.64[1.600]	34	622-3430LF	1-1658527-1
	YES	YES	3.80[.150]	42.60[1.677]	36.83[1.450]	35.56[1.400]	30	622-3041LF	2-1658527-7
	NO	YES	3.80[.150]	42.60[1.677]	36.83[1.450]	35.56[1.400]	30	622-3030LF	2-1658527-6
	YES	YES	3.80[.150]	37.52[1.477]	31.75[1.250]	30.48[1.200]	26	622-2641LF	1-1658527-0
	NO	YES	3.80[.150]	37.52[1.477]	31.75[1.250]	30.48[1.200]	26	622-2630LF	1658527-9
	YES	YES	3.80[.150]	34.98[1.377]	29.21[1.150]	27.94[1.100]	24	622-2441LF	2-1658527-5
OBSOLETE	NO	YES	3.80[.150]	34.98[1.377]	29.21[1.150]	27.94[1.100]	24	622-2430LF	2-1658527-4
	YES	YES	3.80[.150]	29.90[1.177]	24.13[.950]	22.86[.900]	20	622-2041LF	1658527-8
	NO	YES	3.80[.150]	29.90[1.177]	24.13[.950]	22.86[.900]	20	622-2030LF	2-1658527-3
	YES	YES	3.80[.150]	24.82[.977]	19.05[.750]	17.78[.700]	16	622-1641LF	1658527-7
	NO	YES	3.80[.150]	24.82[.977]	19.05[.750]	17.78[.700]	16	622-1630LF	1658527-6
	YES	YES	3.80[.150]	22.28[.877]	16.51[.650]	15.24[.600]	14	622-1441LF	2-1658527-2
	NO	YES	3.80[.150]	22.28[.877]	16.51[.650]	15.24[.600]	14	622-1430LF	1658527-5
OBSOLETE	YES	YES	3.80[.150]	19.74[.777]	13.97[.550]	12.70[.500]	12	622-1241LF	2-1658527-1
	NO	YES	3.80[.150]	19.74[.777]	13.97[.550]	12.70[.500]	12	622-1230LF	2-1658527-0
	YES	YES	3.20[.126]	17.20[.677]	11.43[.450]	10.16[.400]	10	622-1041LF	1658527-4
	NO	YES	3.20[.126]	17.20[.677]	11.43[.450]	10.16[.400]	10	622-1030LF	1658527-3
OBSOLETE	NO	NO	–	14.66[.577]	8.89[.350]	7.62[.300]	8	622-0800LF	1-1658527-6
	YES	YES	1.90[.075]	12.12[.477]	6.35[.250]	5.08[.200]	6	622-0641LF	1-1658527-9
	NO	YES	1.90[.075]	12.12[.477]	6.35[.250]	5.08[.200]	6	622-0630LF	1658527-2
OBSOLETE	NO	YES	1.90[.075]	9.58[.377]	3.81[.150]	2.54[.100]	4	622-0430LF	1658527-1

ELECTRICAL PROPERTIES	
CURRENT RATING	1 AMP
INSULATION RESISTANCE	>1 x 10^9 OHMS @ 500 VDC
DWV	>500 VRMS AT SEA LEVEL
ENVIRONMENTAL PROPERTIES	
TEMPERATURE RATING	-55°C TO 125°C

THIS DRAWING IS A CONTROLLED DOCUMENT.

DIMENSIONS: INCHES

TOLERANCES UNLESS OTHERWISE SPECIFIED:
0 PLC ± –
1 PLC ± –
2 PLC ± –
3 PLC ± 0.13[.005]
4 PLC ± –
ANGLES ± –

MATERIAL 2
FINISH 3

DWN J.GERACE 17SEP04
CHK C.ROHDE 17SEP04
APVD M.WALMSLEY 17SEP04
PRODUCT SPEC —
APPLICATION SPEC —
WEIGHT —

Tyco Electronics
Tyco Electronics Corporation
Harrisburg, PA 17105-3608

NAME
CONNECTOR ASSEMBLY, FEMALE SOCKET TRANSITION, 622 SERIES

SIZE	CAGE CODE	DRAWING NO	RESTRICTED TO
A1	00779	C-1658527	—

CUSTOMER DRAWING | SCALE 10:1 | SHEET 1 OF 1 | REV D