

12 dB Coupler 5 - 1250 MHz

Rev. V1

Features


- 12 dB Coupling Ratio
- Surface Mount
- Available on Tape and Reel
- Excellent Temperature Stability
- RoHS Compliant and Pb Free
- 260°C Reflow Compatible

Description

The MACP-011059 is a 12 dB coupler in a low cost, surface mount package.

Ideally suited for CATV, Full Duplex and DOCSIS 3.1 applications.

Functional Schematic



Pin Configuration³

Pin #	Function	Pin #	Function
1	Input	4	External 75 Ω
2	Ground	5	Output
3	Coupled		

3. MACOM recommends connecting unused package pins to ground.

Electrical Specifications: Freq. = 5 - 1250 MHz, $T_A = 25^\circ\text{C}$, $Z_0 = 75 \Omega$, $P_{IN} = 0 \text{ dBm}$

Parameter	Conditions	Units	Min.	Typ.	Max.
Coupling Ratio	—	dB	—	12	—
Coupling (Pin 1- Pin 3)	5 - 1250 MHz	dB	11.5	12	12.5
Main Line Loss (Pin 1- Pin 5)	5 - 700 MHz 700 - 1250 MHz	dB	—	0.75 0.95	0.9 1.2
Isolation (Pin 5- Pin 3)	5 - 700 MHz 700 - 1250 MHz	dB	28 20	32 23	—
Input Return Loss (Pin 1)	5 - 1250 MHz	dB	18	22	—
Output Return Loss (Pin 5)	5 - 1250 MHz	dB	18	26	—
Coupling Return Loss (Pin 3)	5 - 1250 MHz	dB	18	25	—

Ordering Information^{1,2}

Part Number	Package
MACP-011059	900 piece reel
MACP-011059-TB	Sample Board

1. Reference Application Note M513 for reel size information.

2. All sample boards include 5 loose parts.

Absolute Maximum Ratings^{4,5}

Parameter	Absolute Maximum
Input Power	2 W
DC Current	500 mA
Operating Temperature	-40°C to +85°C

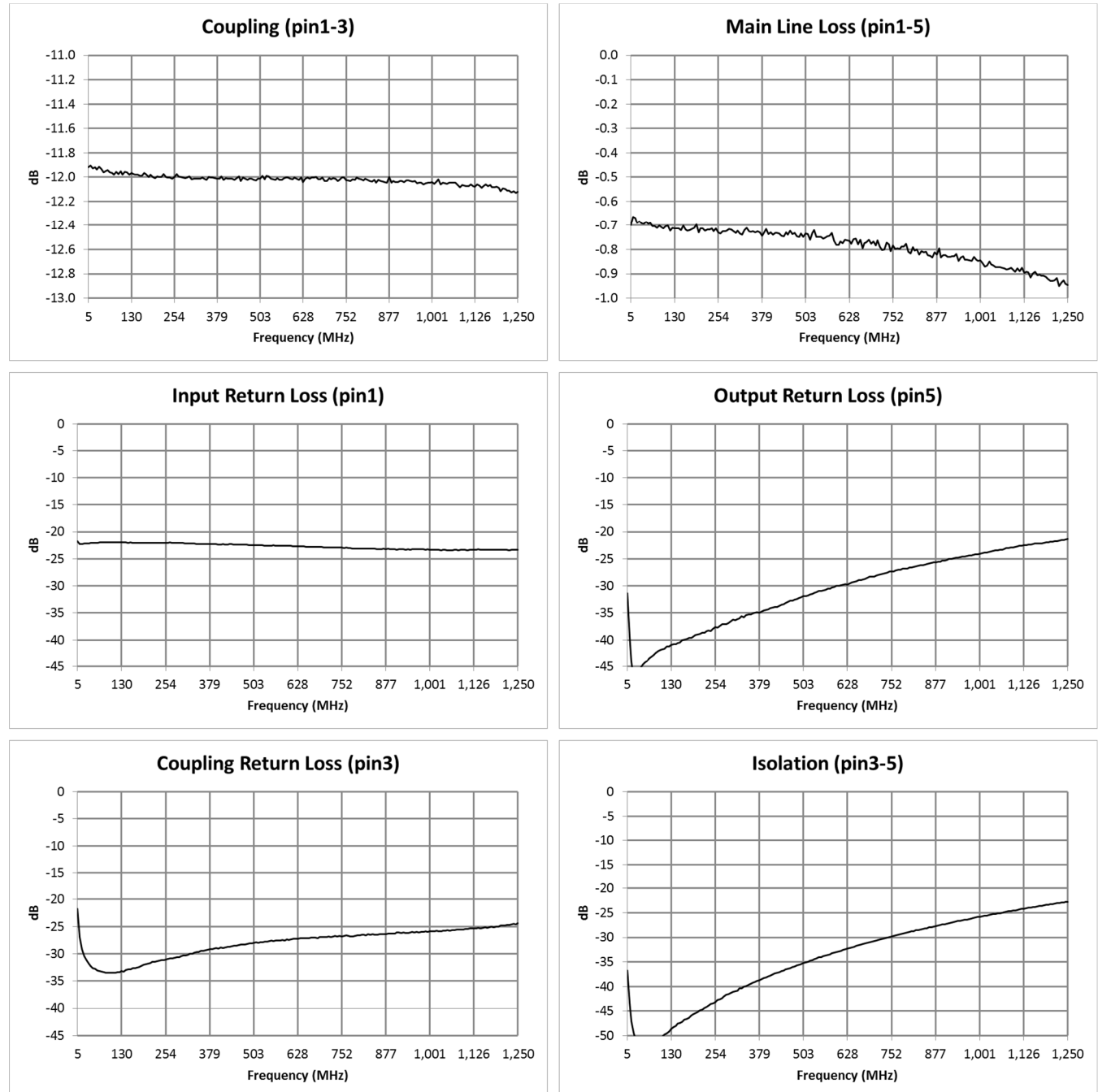
4. Exceeding any one or combination of these limits may cause permanent damage to this device.

5. MACOM does not recommend sustained operation near these survivability limits.

12 dB Coupler 5 - 1250 MHz

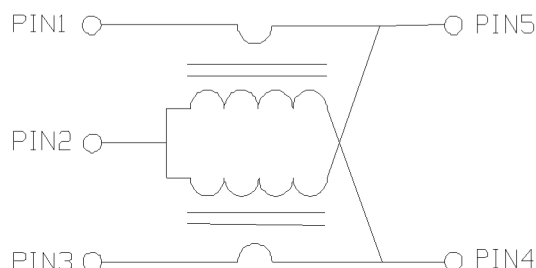
Rev. V1

Typical Performance Curves⁶

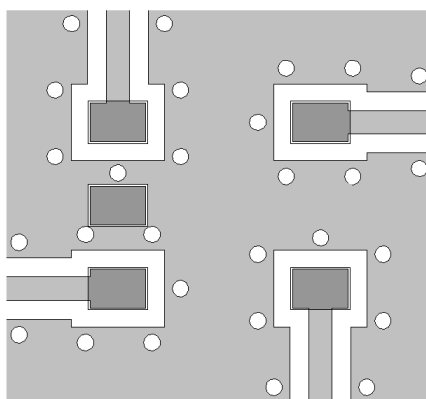


6. Full temperature plots available on request.

Application Schematic

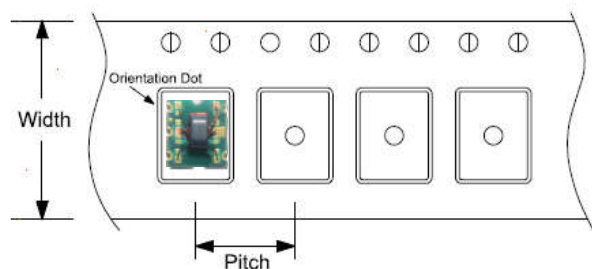


Recommended Board Layout⁷

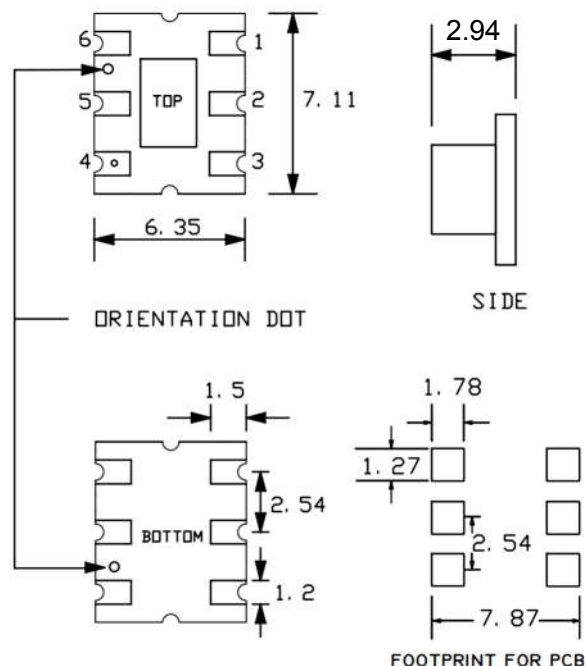


7. Recommended PCB layout shown above uses 1.6 mm FR4, rounded coplanar wave guide, transmission line width 0.70 mm and gap 0.57 mm.

Carrier Tape Orientation



Outline Drawing^{8,9,10,11}



8. Dimensions in mm.
9. Tolerance: ± 0.2 mm unless otherwise noted.
10. Model number and lot code printed on reel.
11. Finish: Electroless Nickel Immersion Gold.

Tape & Reel Information

Parameter	Units	Value
Qty per reel	-	900
Reel Size	mm	330
Tape Width	mm	16.0
Pitch	mm	12.0
Orientation	-	F33
Reference Application Note ANI-019 for orientation		

MACOM Technology Solutions Inc. All rights reserved.

Information in this document is provided in connection with MACOM Technology Solutions Inc ("MACOM") products. These materials are provided by MACOM as a service to its customers and may be used for informational purposes only. Except as provided in MACOM's Terms and Conditions of Sale for such products or in any separate agreement related to this document, MACOM assumes no liability whatsoever. MACOM assumes no responsibility for errors or omissions in these materials. MACOM may make changes to specifications and product descriptions at any time, without notice. MACOM makes no commitment to update the information and shall have no responsibility whatsoever for conflicts or incompatibilities arising from future changes to its specifications and product descriptions. No license, express or implied, by estoppel or otherwise, to any intellectual property rights is granted by this document.

THESE MATERIALS ARE PROVIDED "AS IS" WITHOUT WARRANTY OF ANY KIND, EITHER EXPRESS OR IMPLIED, RELATING TO SALE AND/OR USE OF MACOM PRODUCTS INCLUDING LIABILITY OR WARRANTIES RELATING TO FITNESS FOR A PARTICULAR PURPOSE, CONSEQUENTIAL OR INCIDENTAL DAMAGES, MERCHANTABILITY, OR INFRINGEMENT OF ANY PATENT, COPYRIGHT OR OTHER INTELLECTUAL PROPERTY RIGHT. MACOM FURTHER DOES NOT WARRANT THE ACCURACY OR COMPLETENESS OF THE INFORMATION, TEXT, GRAPHICS OR OTHER ITEMS CONTAINED WITHIN THESE MATERIALS. MACOM SHALL NOT BE LIABLE FOR ANY SPECIAL, INDIRECT, INCIDENTAL, OR CONSEQUENTIAL DAMAGES, INCLUDING WITHOUT LIMITATION, LOST REVENUES OR LOST PROFITS, WHICH MAY RESULT FROM THE USE OF THESE MATERIALS.

MACOM products are not intended for use in medical, lifesaving or life sustaining applications. MACOM customers using or selling MACOM products for use in such applications do so at their own risk and agree to fully indemnify MACOM for any damages resulting from such improper use or sale.