

Features

- DC - 3.0 GHz
- 30 Watts
- BeO Ceramic
- Non-Nichrome Resistive Element
- Low VSWR
- 100% Tested

General Specifications

Resistive Element:	Thick film
Substrate:	Beryllium oxide ceramic
Terminals:	Thick film silver

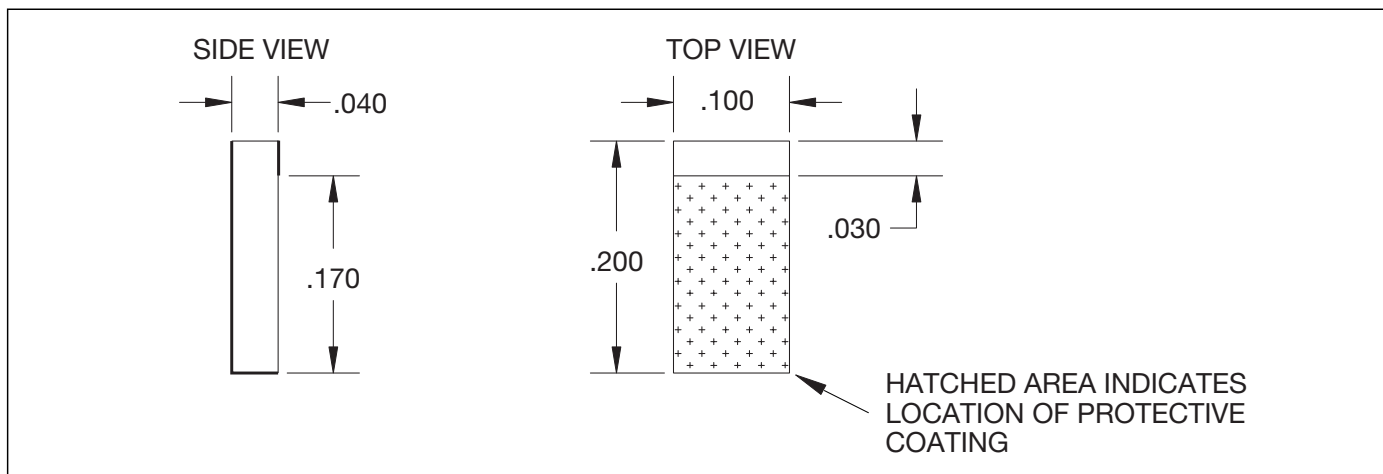
Electrical Specifications

Resistance Value:	50 ohms, $\pm 2\%$
Frequency Range:	DC - 3.0 GHz
Power:	30 Watts
V.S.W.R.:	1.25:1

Notes: Tolerance is $\pm .010$, unless otherwise specified. Operating temperature is -55°C to $+150^{\circ}\text{C}$ (see chart). Designed to meet or exceed applicable portions of MIL-E-5400. All dimensions are in inches.

Specifications subject to change without notice.

Outline Drawing



VER. 12/5/01



Available on Tape and Reel for Pick and Place Manufacturing.

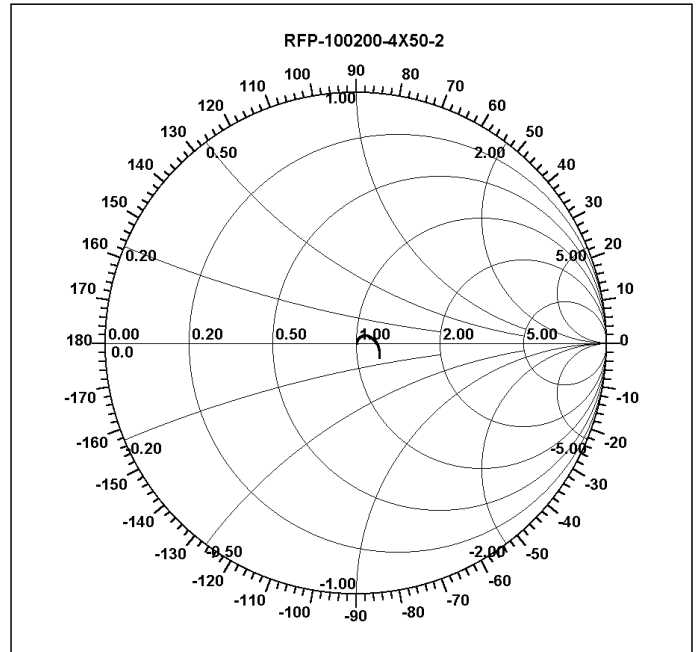
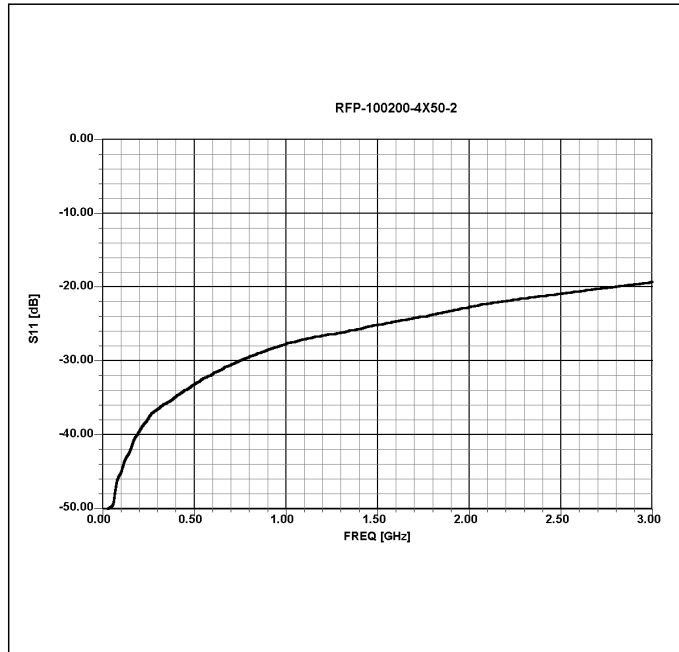
Sales Desk USA: Voice: (800) 544-2414 Fax: (315) 432-9121
Sales Desk Europe: Voice: (+44) 23 92 232392 Fax: (+44) 23 92 251369

Model RFP-100200-4X50-2

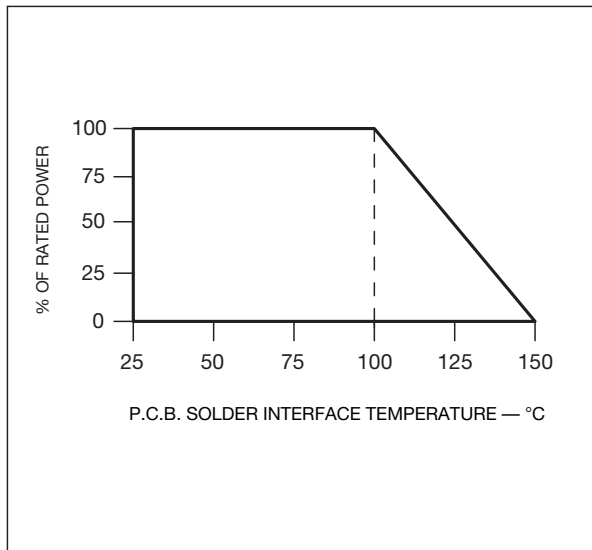
Anaren

RF Power

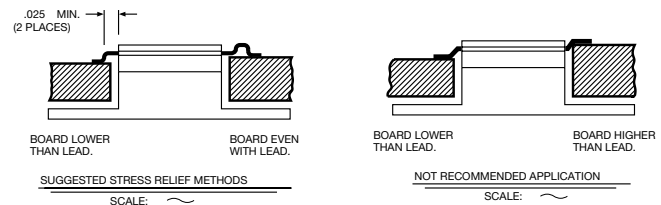
Typical Performance



Power Derating



Suggested Mounting Procedures



1. Make sure that the devices are mounted on flat surfaces (.001" under the device) to optimize the heat transfer.
2. Position device on mounting surface and solder in place using an indalloy type or a 60/40 type solder.
3. Solder leads in place using a 60/40 type solder with a controlled temperature iron (700°F).

Available on Tape and Reel for Pick and Place Manufacturing.

