

GENERAL DESCRIPTION

The GG77015 is a complete surface mount limiter solution in a compact Enhanced Performance Surface Mount (EPSM) package. Usable performance extends from 10 MHz to 3000 MHz. No External Schottky biasing or complex DC choke return is required for this product. A simple shunt connection between your transmission line and RF and thermal ground is all that is required. EPSM packaging is renowned for smooth resonance free response over multi octave bandwidths and rugged mechanical construction.

APPLICATIONS

The GG77015 is ideal for protecting the sensitive front end stages of UHF/Microwave receivers or low noise amplifier stages. It can also be used for interstage compression or system gain leveling at frequencies down to 10 MHz.

KEY FEATURES


- 4W CW incident power handling
- Very low insertion loss
- Extremely smooth resonance free response
- Frequency response to > 3 GHz
- Tough EPSM construction for rugged environments

APPLICATIONS/BENEFITS

- Receiver protection
- LNA protection
- No DC return or Schottky biasing needed
- Complete solution/no additional circuitry needed

ABSOLUTE MAXIMUM RATINGS @ 25°C

Rating	Symbol	Value	Unit
Maximum Input Power (Pulsed)	P_{IN}	20	W
Storage Temperature	T_{STG}	-55 to +125	°C
Operating Temperature	T_{OP}	-55 to +125	°C



ELECTRICAL PARAMETERS @ 25°C

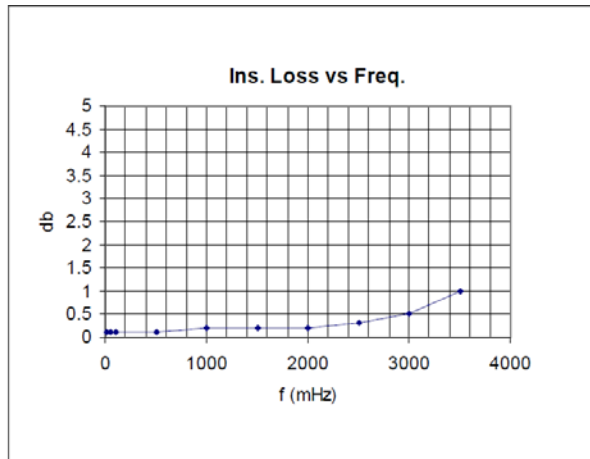
Model	Freq Range (MHz)	CW Power P_{CW} (W) Max	Peak Power ¹ P_P (W) Max	Ins. Loss ² IL (dB) Typ.	VSWR ² Typ.	Flat Leakage ³ (dBm) Typ.			
						<= 1GHz	1.0-1.5GHz	1.5-1.85GHz	1.85-3.5GHz
GG77015-01	10 – 3000	4	20	0.50	1.5:1	15	18	20	23

Notes:

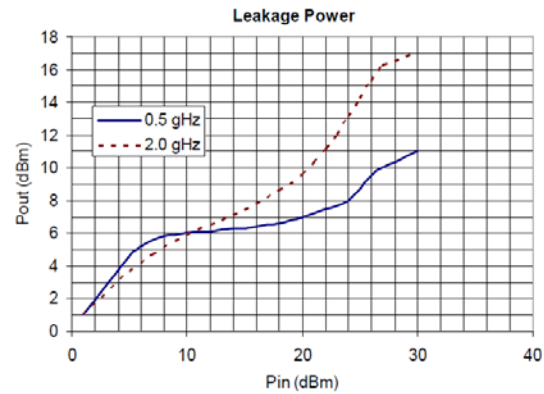
1. Pulse Width = 1usec, Duty Cycle = 0.001
2. $P = -10\text{dBm}$ max
3. $P = +30\text{dBm}$, Pulse Width = 1usec, Duty Cycle = 0.001
4. RF Power Handling is linearly derated from full power at +25°C to zero power at +150°C

For the most current data, consult MICROSEMI's website: www.MICROSEMI.com
Specifications are subject to change, consult the RFIS factory at (978) 442-5600 for the latest information.

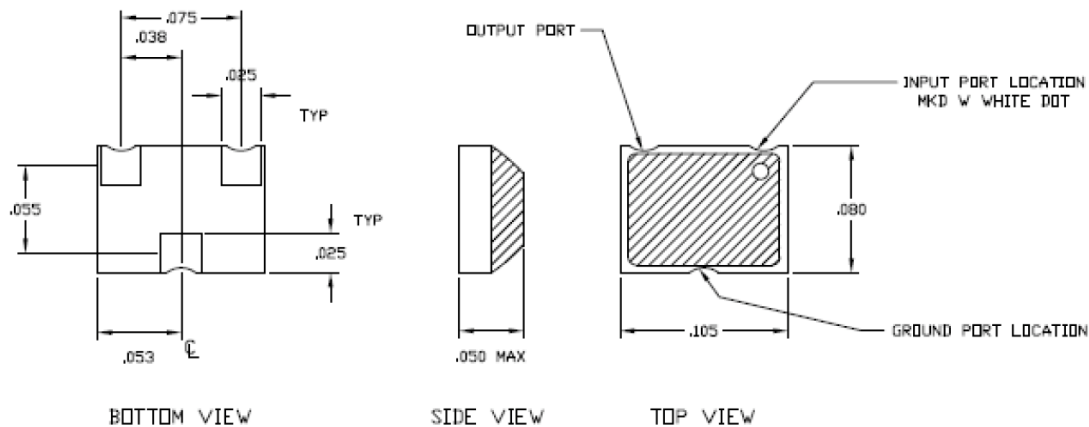
INSERTION LOSS



FLAT LEAKAGE



OUTLINE 210207



Notes:

1. The ground terminal must be soldered directly to an Electrical/Thermal ground in order to provide specified performance
2. When using conductive epoxy for mounting/connection, the CW power handling is derated to 1 Watt at 25 deg C
3. DC blocks are required on both input and output



GG-77015-01

Control Devices
Surface Mount Limiter Modules

The information contained in the document is PROPRIETARY AND CONFIDENTIAL information of Microsemi and cannot be copied, published, uploaded, posted, transmitted, distributed or disclosed or used without the express duly signed written consent of Microsemi. If the recipient of this document has entered into a disclosure agreement with Microsemi, then the terms of such Agreement will also apply. This document and the information contained herein may not be modified, by any person other than authorized personnel of Microsemi. No license under any patent, copyright, trade secret or other intellectual property right is granted to or conferred upon you by disclosure or delivery of the information, either expressly, by implication, inducement, estoppel or otherwise. Any license under such intellectual property rights must be approved by Microsemi in writing signed by an officer of Microsemi.

Microsemi reserves the right to change the configuration, functionality and performance of its products at anytime without any notice. This product has been subject to limited testing and should not be used in conjunction with life-support or other mission-critical equipment or applications. Microsemi assumes no liability whatsoever, and Microsemi disclaims any express or implied warranty, relating to sale and/or use of Microsemi products including liability or warranties relating to fitness for a particular purpose, merchantability, or infringement of any patent, copyright or other intellectual property right. The product is subject to other terms and conditions which can be located on the Web at <http://www.microsemi.com/legal/tnc.asp>.

Revision History

Revision Level / Date	Para. Affected	Description
0.1 / 6 August 2012	-	Initial Preliminary Release

For the most current data, consult MICROSEMI's website: www.MICROSEMI.com
Specifications are subject to change, consult the RFIS factory at (978) 442-5600 for the latest information.