

**Customer Part:**

**Description**

- Standard 7 x 5mm crystal oscillator in a ceramic package with a seam sealed metal lid, hermetically sealed.
- Model CFPS-73
- Model Issue number 15

**Frequency Parameters**

- Frequency 33.0MHz
- Frequency Stability  $\pm 50.00\text{ppm}$
- Operating Temperature Range  $-40.00$  to  $85.00^\circ\text{C}$
- Ageing  $\pm 5\text{ppm}$  per year

**Electrical Parameters**

- Supply Voltage  $3.3\text{V} \pm 10\%$
- Current Draw  $38.000\text{mA}$
- Note: parameters are referenced to  $15\text{pF}$  load

**Output Details**

- Output Compatibility CMOS
- Drive Capability  $15\text{pF}$  std,  $30\text{pF}$  max
- Rise and Fall Time  $10.0\text{ns}$  max
- Duty Cycle 40/60
- Start up time:  $10\text{ms}$  max.

**Output Control**

- Standby Operation:  
 Logic '1' ( $>70\%$  VS) to pad 1 enables oscillator output  
 Logic '0' ( $<30\%$  VS) to pad 1 disables oscillator output; the oscillator output goes to the high impedance state  
 No connection to pad 1 enables oscillator output  
 Standby Current:  $10\mu\text{A}$  max

**Environmental Parameters**

- Shock: Half Sine shock pulse with peak acceleration  $500\text{g}$ ;  
 Pulse duration:  $0.3\text{ms}$
- Vibration: MIL-STD-202 Method 204.  $5\text{g}$  for 20 minutes, 12 cycles in each of the 3 orientations, 10 - 2000 Hz. As per Table 11 of AEC-Q200.
- Storage Temperature Range:  $-55$  to  $125^\circ\text{C}$

**Manufacturing Details**

- RoHS Terminations NiAu
- RoHS Reflow Temp  $260^\circ\text{C}$  10s max

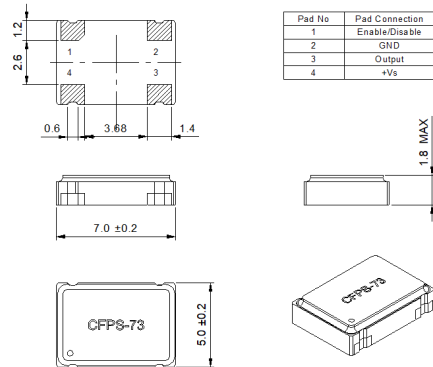
**Compliance**

- RoHS Status (2015/863/EU) Compliant
- REACH Status Compliant
- MSL Rating (JDEC-STD-033): Not Applicable

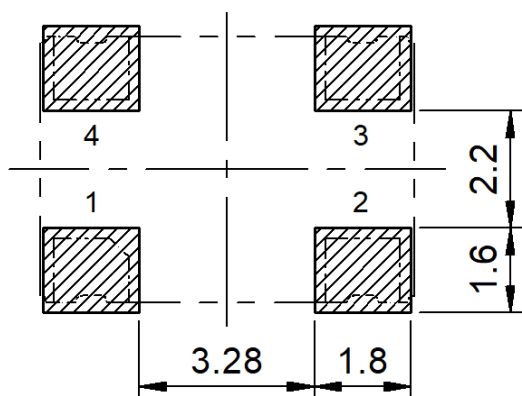
**Packaging Details**

- Tape & reel in accordance with EIA-481  
 Quantities below the standard reel size to be supplied on cut tape.

Standard Pack Quantity: 1,000


**Outline (mm)**


Note: Please note that due to the availability of ceramic bases in the marketplace, you may see slight cosmetic differences in the appearance of this item; however the electrical performance is unaffected.

**Recommended Solder Pad Layout**

**Sales Office Contact Details:**

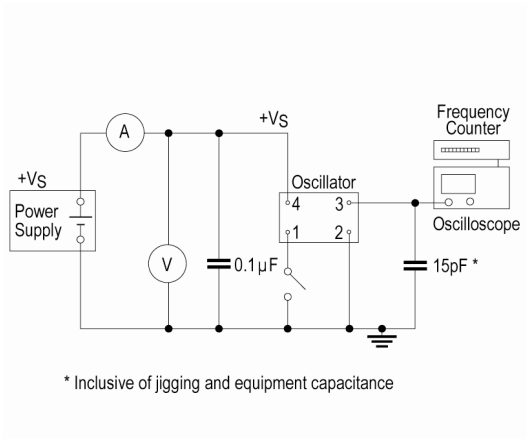
UK: +44 (0)1460 270200

 Email: [info@iqdfrequencyproducts.com](mailto:info@iqdfrequencyproducts.com)

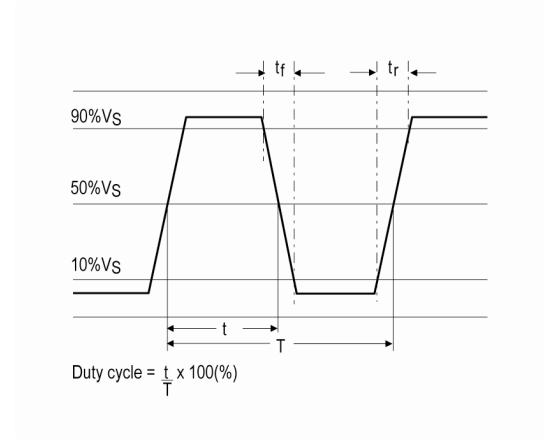
 Web: [www.iqdfrequencyproducts.com](http://www.iqdfrequencyproducts.com)

**Customer Part:**

**Test Circuit**



**Waveform**



**Sales Office Contact Details:**

UK: +44 (0)1460 270200

Email: [info@iqdfrequencyproducts.com](mailto:info@iqdfrequencyproducts.com)

Web: [www.iqdfrequencyproducts.com](http://www.iqdfrequencyproducts.com)