

Customer Part:



Description

- Surface mount 3.2 x 2.5mm crystal oscillator in a hermetically sealed ceramic package with a seam sealed metal lid.
- Model CFPS-41
- Model Issue number 6

Frequency Parameters

- Frequency 27.0MHz
- Frequency Stability ± 20.00 ppm
- Operating Temperature Range -10.00 to 70.00°C
- Ageing ± 3 ppm max per year @ 25°C

Electrical Parameters

- Supply Voltage 1.8V $\pm 5\%$
- Current Draw 6.000mA

Output Details

- Output Compatibility CMOS
- Drive Capability 15pF max
- Rise and Fall Time 6.0ns max
- Duty Cycle 40/60%
- Output Low Vol: 10% Vs max
Output High Voh: 90% Vs min

Output Control

- Standby Operation:
Logic '1' (>70% Vs) to pad 1 enables oscillator output
Logic '0' (<30% Vs) to pad 1 disables oscillator output; when disabled the oscillator output goes to the high impedance state
No connection to pad 1 enables oscillator output
Standby Current: 10µA max
- Start-Up Time: 10ms max

Environmental Parameters

- Storage Temperature Range: -55 to 125°C
- Shock: MIL-STD-202F, Method 213B: 1000G, 0.5ms, 1/2 sine wave
- Vibration: MIL-STD-202F, Method 204D, Test Condition D: 20g (10Hz-2000Hz), 4hrs in 3 mutually perpendicular planes (total 12hrs)

Manufacturing Details


- RoHS Terminations NiAu
- RoHS Reflow Temp 260degC max for 10s max

Compliance

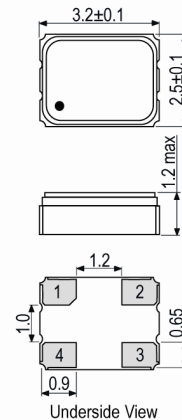
- RoHS Status (2015/863/EU) Compliant
- REACH Status Compliant
- MSL Rating (JDEC-STD-033): Not Applicable

Packaging Details

- Pack Style: Reel Tape & reel in accordance with EIA-481
Standard Pack Quantity: 1,000
- Alternative packing option available

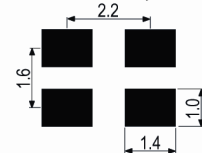


Outline (mm)

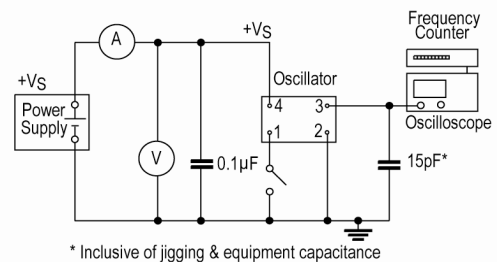


- Pad Connections
- Standby Operation
 - GND
 - Output
 - +Vs

Solder Pad Layout



Test Circuit



Sales Office Contact Details:

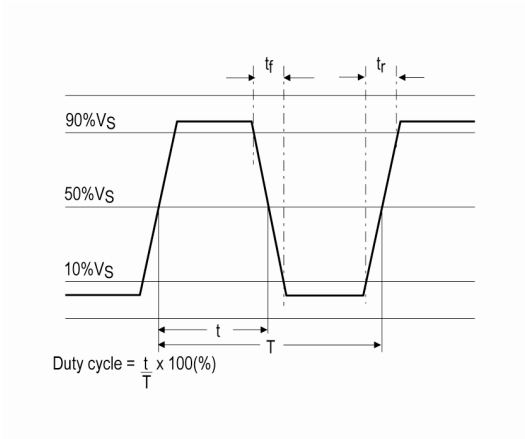
UK: +44 (0)1460 270200

Email: info@iqdfrequencyproducts.com

Web: www.iqdfrequencyproducts.com

Customer Part:

Wave Form



Sales Office Contact Details:

UK: +44 (0)1460 270200

Email: info@iqdfrequencyproducts.com

Web: www.iqdfrequencyproducts.com