

Features

- 75 Ω Input / Output Match
- 3.8 dB Noise Figure
- 9 dB Gain
- Lead-Free SOT-89 Package
- Halogen-Free “Green” Mold Compound
- RoHS* Compliant

Description

The MAAM-011208 CATV amplifier is a GaAs MMIC which exhibits low distortion in a miniature lead-free surface mount package. This amplifier employs a monolithic single stage design featuring a convenient 75 Ω input/output impedance that minimizes the number of external components required.

The MAAM-011208 provides low noise and high linearity. It is ideally suited for set top boxes, home gateways and other broadband internet based appliances.

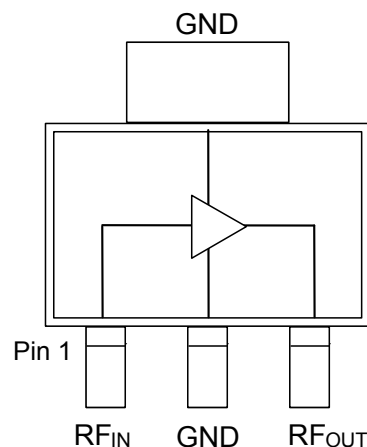
The MAAM-011208 is fabricated using MACOM's pHEMT process to realize low noise and low distortion. The process features full passivation for robust performance and reliability.

Ordering Information^{1,2}

Part Number	Package
MAAM-011208-TR3000	3000 piece reel

1. Reference Application Note M513 for reel size information.
2. All sample boards include 5 loose parts.

Functional Schematic



Pin Configuration

Pin No.	Pin Name	Description
1	RF _{IN}	RF Input
2	GND	Ground
3	RF _{OUT}	RF Output / Drain Supply

* Restrictions on Hazardous Substances, European Union Directive 2011/65/EU.

Electrical Specifications: $T_A = 25^\circ\text{C}$, Freq: 50 - 1000 MHz, $V_{DD} = 5$ Volts, $Z_0 = 75 \Omega$

Parameter	Test Conditions	Units	Min.	Typ.	Max.
Gain	—	dB	8	9	10
Gain Flatness	—	dB	—	0.4	0.8
Noise Figure	—	dB	—	3.8	4.8
Input Return Loss	—	dB	—	18	—
Output Return Loss	—	dB	—	18	—
Output IP3	6 MHz Spacing, +4 dBm output per tone	dBm	—	35	—
Composite Triple Beat, CTB	132 channels, +15 dBmV / channel at the input.	dBc	—	-75	—
Composite Second Order, CSO	132 channels, +15 dBmV / channel at the input.	dBc	—	-66	-65
P1dB	—	dBm	—	17	—
I_{DD}	5 Volts	mA	50	60	70

Absolute Maximum Ratings^{3,4,5}

Parameter	Absolute Maximum
RF Input Power	8 dBm
Voltage	8 volts
Operating Temperature	-40°C to +85°C
Junction Temperature ⁶	+150°C
Storage Temperature	-65°C to +150°C

3. Exceeding any one or combination of these limits may cause permanent damage to this device.
4. M/A-COM does not recommend sustained operation near these survivability limits.
5. These operating conditions will ensure MTTF > 1 x 10⁶ hours.
6. Junction Temperature (T_J) = $T_C + \Theta_{jc} * (V * I)$
 Typical thermal resistance (Θ_{jc}) = 86° C/W.
 - a) For $T_C = 25^\circ\text{C}$,
 $T_J = 51^\circ\text{C} @ 5 \text{ V}, 60 \text{ mA}$
 - b) For $T_C = 85^\circ\text{C}$,
 $T_J = 109^\circ\text{C} @ 5 \text{ V}, 55 \text{ mA}$

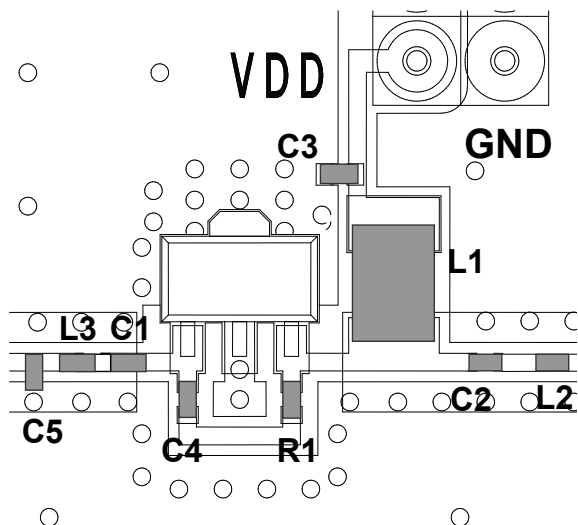
Handling Procedures

Please observe the following precautions to avoid damage:

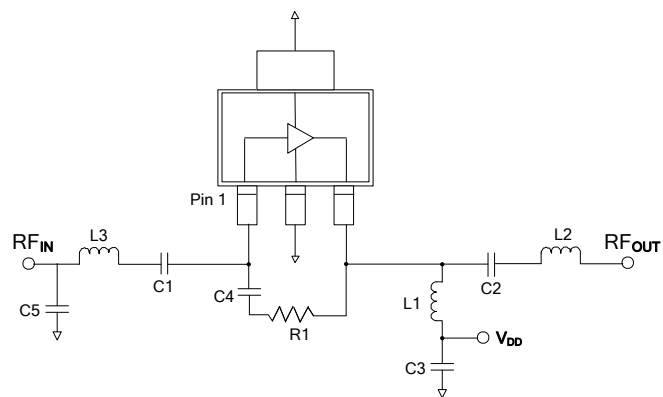
Static Sensitivity

Gallium Arsenide Integrated Circuits are sensitive to electrostatic discharge (ESD) and can be damaged by electricity. Proper ESD control techniques should be used when handling these devices.

Recommended Board Layout



Schematic Including Off-Chip Components



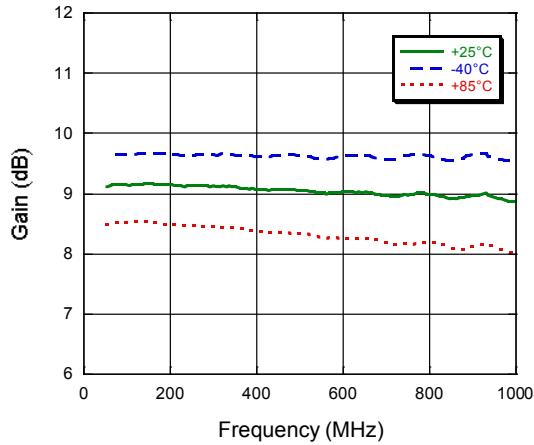
Off-Chip Component Values

Component	Value	Package
C1 - C4	0.01 μ F	0402
C5	0.8 pF	0402
L1 ⁷	1 μ H	1210
L2	3.3 nH	0402
L3	6.8 nH	0402
R1	300 Ω	0402

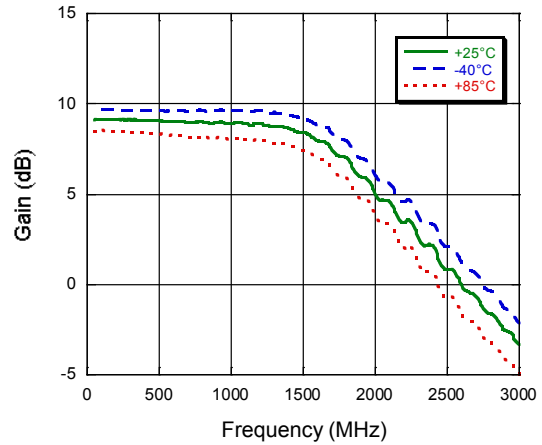
7. L1 supplied from EPCOS, part number B82422A1102K100.

Typical Performance Curves

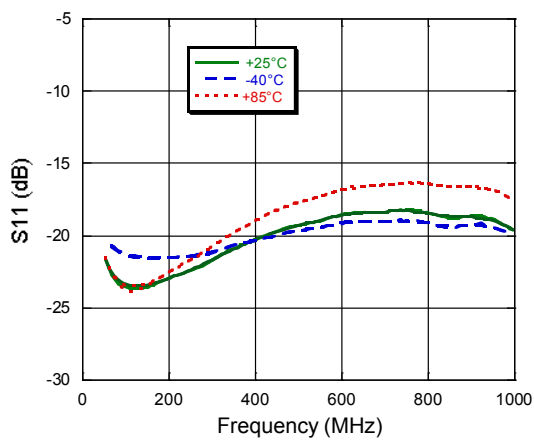
Gain vs. Frequency over Temperature



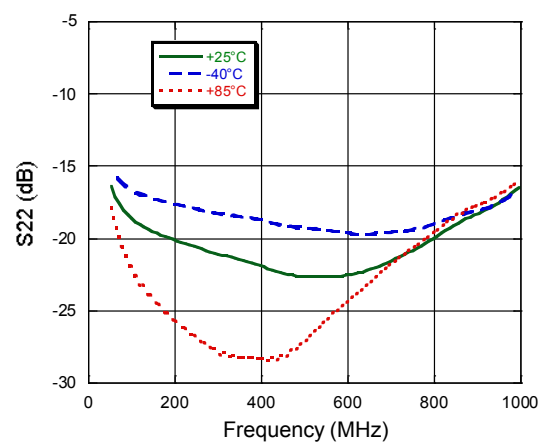
Gain vs. Frequency over Temperature to 3 GHz



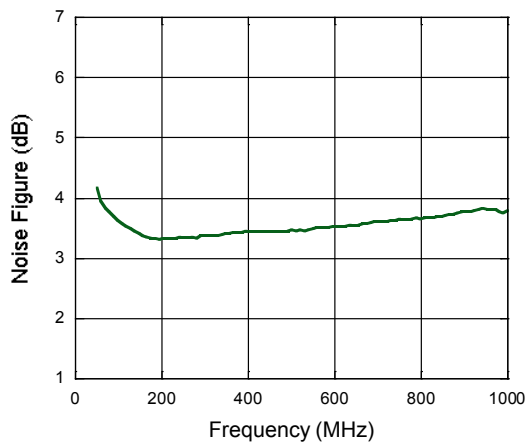
S11 vs. Frequency over Temperature



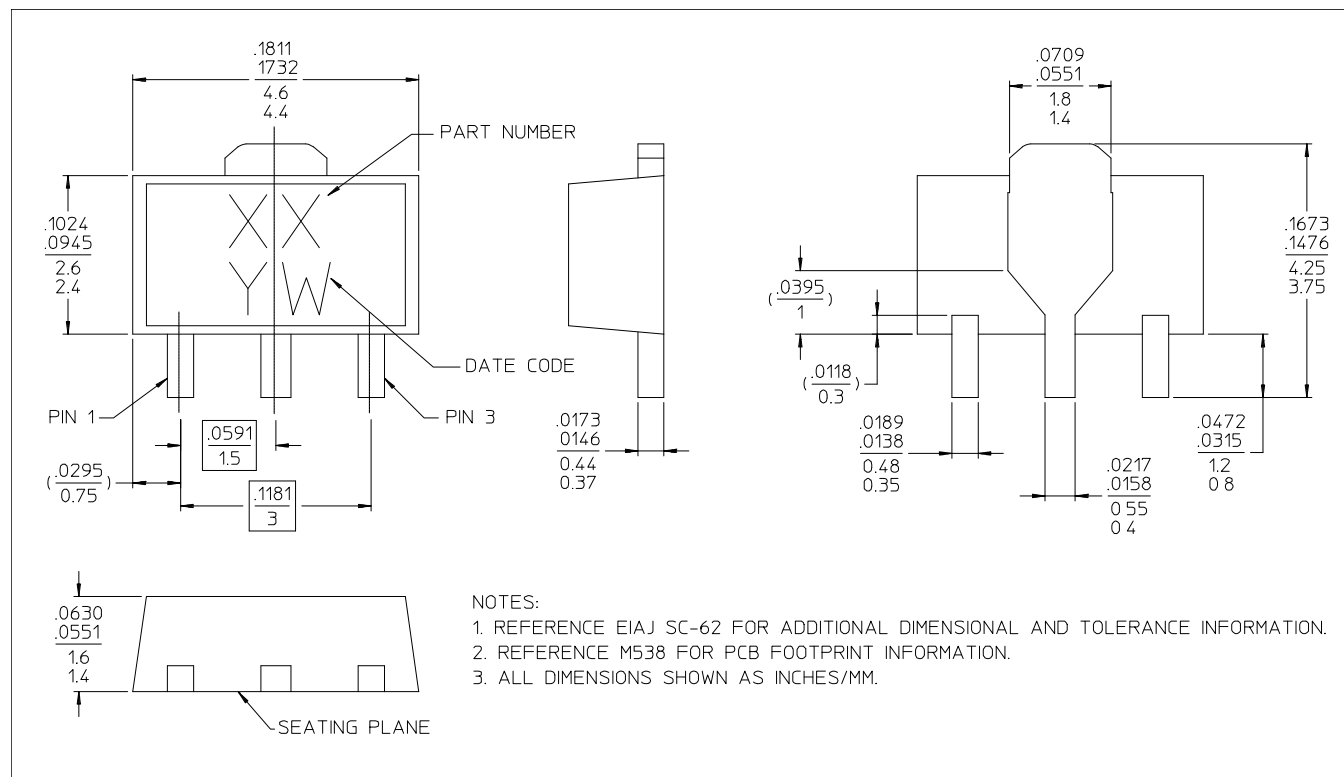
S22 vs. Frequency over Temperature



Noise Figure @ +25° C



Lead-Free SOT-89 Plastic Package[†]



[†] Reference Application Note M538 for lead-free solder reflow recommendations.
Meets JEDEC moisture sensitivity level 1 requirements.
Plating is 100% matte tin over copper.

M/A-COM Technology Solutions Inc. All rights reserved.

Information in this document is provided in connection with M/A-COM Technology Solutions Inc ("MACOM") products. These materials are provided by MACOM as a service to its customers and may be used for informational purposes only. Except as provided in MACOM's Terms and Conditions of Sale for such products or in any separate agreement related to this document, MACOM assumes no liability whatsoever. MACOM assumes no responsibility for errors or omissions in these materials. MACOM may make changes to specifications and product descriptions at any time, without notice. MACOM makes no commitment to update the information and shall have no responsibility whatsoever for conflicts or incompatibilities arising from future changes to its specifications and product descriptions. No license, express or implied, by estoppel or otherwise, to any intellectual property rights is granted by this document.

THESE MATERIALS ARE PROVIDED "AS IS" WITHOUT WARRANTY OF ANY KIND, EITHER EXPRESS OR IMPLIED, RELATING TO SALE AND/OR USE OF MACOM PRODUCTS INCLUDING LIABILITY OR WARRANTIES RELATING TO FITNESS FOR A PARTICULAR PURPOSE, CONSEQUENTIAL OR INCIDENTAL DAMAGES, MERCHANTABILITY, OR INFRINGEMENT OF ANY PATENT, COPYRIGHT OR OTHER INTELLECTUAL PROPERTY RIGHT. MACOM FURTHER DOES NOT WARRANT THE ACCURACY OR COMPLETENESS OF THE INFORMATION, TEXT, GRAPHICS OR OTHER ITEMS CONTAINED WITHIN THESE MATERIALS. MACOM SHALL NOT BE LIABLE FOR ANY SPECIAL, INDIRECT, INCIDENTAL, OR CONSEQUENTIAL DAMAGES, INCLUDING WITHOUT LIMITATION, LOST REVENUES OR LOST PROFITS, WHICH MAY RESULT FROM THE USE OF THESE MATERIALS.

MACOM products are not intended for use in medical, lifesaving or life sustaining applications. MACOM customers using or selling MACOM products for use in such applications do so at their own risk and agree to fully indemnify MACOM for any damages resulting from such improper use or sale.