


# MCP16301 High-Voltage Single-Inductor Cuk LED Driver Demo Board

[Buy Now](#)


Part Number: ARD00410

[Documentation & Software](#)

The MCP16301 High-Voltage Single-Inductor Cuk LED Driver Demo Board is designed to operate from a 6V to 18V input and regulate the output current to 300 mA. Test points for input power are provided to demonstrate the capability of the demo board over the entire range. The demo board was designed using small surface-mount components to show application size for a high-voltage single-inductor Cuk LED driver design. Compared with the traditional asynchronous buck converter, the MCP16301 High-Voltage Single-Inductor Cuk LED Driver Demo Board has an additional resistor and capacitor for compensation.


**Devices Supported:** MCP16301

[Features](#)
[Package Contents](#)

## MCP16301 Buck Switching Regulator Features:





- Up to 96% Efficiency
- Input Voltage Range: 4.0V to 30V
- 500kHz Fixed Frequency
- 600 mA Maximum Current Output
- Under-voltage Lockout (UVLO): 3.5V
- SOT23-6 package

## Demo Board Features:

- 6V to 18V Input Voltage
- Input voltage can be lower or higher than the output voltage
- 300 mA output current
- Four 3W LEDs
- Dimming can be achieved by pulsing the enable pin on the MCP16301

## Documentation & Software

[Back To Top](#)

Documents	Last Updated	Size	
Quick Guide to Microchip Development Tools	8/5/2013 11:14:00 AM	7MB	
MCP16301 Design Analyzer v1.0	6/23/2011 8:03:59 AM	1MB	
MCP16301 Cuk LED Driver Demo Board (ARD00410) Schematics	7/2/2013 3:05:29 PM	42KB	
MCP16301 Cuk LED Driver Demo Board (ARD00410) BOM	7/2/2013 3:06:04 PM	16KB	
MCP16301 Cuk LED Driver Demo Board (ARD00410) Gerbers	7/2/2013 3:07:37 PM	16KB	